



■ Vers. 212+017+556+110+108+122



■ Vers. 800+801+330+642+122+122+242+543



■ Vers. 272+212+001+821+642+811+108+110+110+122+108+108+110+122

SCHEMATICS

65cm / 26"

42cm / 17"

016/017

65cm / 26"

016/017

65cm / 26"

272/274

99cm / 39"

272/274

65cm / 26"

047/049

110cm / 43"

047/049

65cm / 26"

001

97cm / 38"

001

65cm / 26"

011

99cm / 39"

011

65cm / 26"

072/073

99cm / 39"

072/073

65cm / 26"

572/573

99cm / 39"

572/573

65cm / 26"

212

99cm / 39"

212

65cm / 26"

286/287

99cm / 39"

286/287

65cm / 26"

382/384

99cm / 39"

382/384

65cm / 26"

277/279

110cm / 43"

277/279

65cm / 26"

281

97cm / 38"

281

65cm / 26"

489

99cm / 39"

489

65cm / 26"

372/373

99cm / 39"

372/373

65cm / 26"

772/773

99cm / 39"

772/773

65cm / 26"

712

99cm / 39"

712

65cm / 26"

644/645

99cm / 39"

644/645

65cm / 26"

640/642

99cm / 39"

640/642

54cm / 21"

626

102cm / 40"

626

65cm / 26"

624

99cm / 39"

624

42cm / 17"

100

99cm / 39"

100

65cm / 26"

010

99cm / 39"

010

54cm / 21"

010

102cm / 40"

010







38cm / 15"

543

99cm / 39"

543

TECHNICAL INFORMATION

	COVERING	Leather <input checked="" type="checkbox"/>	Soft Cover <input checked="" type="checkbox"/>			
	OPTIONS	Contrast Stitching <input type="checkbox"/>	Removable <input type="checkbox"/>			
	FILLING	Arms <input type="checkbox"/> Fiber <input checked="" type="checkbox"/> Foam <input type="checkbox"/> Feather/Fiber Mix <input type="checkbox"/> Feather	Seat cushion <input type="checkbox"/> Fiber <input checked="" type="checkbox"/> Foam <input type="checkbox"/> Feather/Fiber Mix <input type="checkbox"/> Feather	Back cushion <input type="checkbox"/> Fiber <input checked="" type="checkbox"/> Foam <input type="checkbox"/> Feather/Fiber Mix <input type="checkbox"/> Feather		
	COMFORT	Firm Comfort <input type="checkbox"/>	Standard Comfort <input checked="" type="checkbox"/>			
	FUNCTION	Bed <input type="checkbox"/>	Electric motion <input type="checkbox"/>	Motion <input type="checkbox"/>	Recliner <input type="checkbox"/>	Sliding <input type="checkbox"/>
	LEGS	Upholstered <input type="checkbox"/>	Castors <input type="checkbox"/>	Plastic <input checked="" type="checkbox"/>	Metal <input type="checkbox"/>	Wood <input type="checkbox"/>

NOTES

- The Melpot seating collection gets its name from the very mix of features that set it apart. Strictly following architectural design standards, Melpot delivers a plethora of unexpectedly dramatic design options.
- Completely modular: mix it up with hard and soft surfaces such as pouf accent tables, wall panels or shelves to be placed against the padded backrest, or add a freestanding open shelving or drawer unit in wood for a flexible and personalized space. Modular components and accessories give free reign to creative configurations that suit every taste.
- To allow modularity, the single elements can be put together thanks to the rubber stops under the legs.
- To increase the functionality of MELPOT sofa, we have launched also a furnishing system composed of pouf, bench and shelving units.
- Modules have sets of shelf units in three different sizes that can be combined to each side. All shelves are available in three different dimensions to match the three different dimensions of the seats and shelves are available in two different typologies: closed back with a panel or open shelf.
- Second options versions have quilted seat cushions and include an adjustable headrest to obtain the ideal comfort.
- Squared scatter pillow (version 122) is always available in leather/fabric mix.
- Back cushions are always loose and need to be ordered separately with the following version codes: 110-108-122-556
- Version 556 is an adjustable cushion thanks to an internal mechanism that lets the consumer to modify the position in the desired relax position and comfort.
- Model is not available with article Misterbianco (cat. 30).

NOTES

- Comfort >> The seat cushions are padded with Climalight (special latest-generation silicone microfibre). The loose cushions are filled with goose down for maximum softness.
- Seat cushion zippered (the seat cushion is attached to the frame through a zipper)
- Frame of the sofa is completely upholstered
- Internal wooden frame.
- Feet requires assembling. Feet will be in a bag inside the package.
- Feet height 6,0 cm
- ORDERING SHELVING UNITS:
- 1) As alias code enter LIB
- 2) Choose shelf finishing:
- - 810 / 811 / 812 / 821 always walnut (ST39)
- - 800 / 801 / 802 choose between walnut (ST39), blu royal (ST16) or glossy wine (ST22); metal parts are always in finishing black chrome
- - 820 / 242 external always in walnut (ST39) and for inside to choose from blu royal (ST16), or glossy wine (ST22)