



■ Vers. 009



■ Vers. 018+481

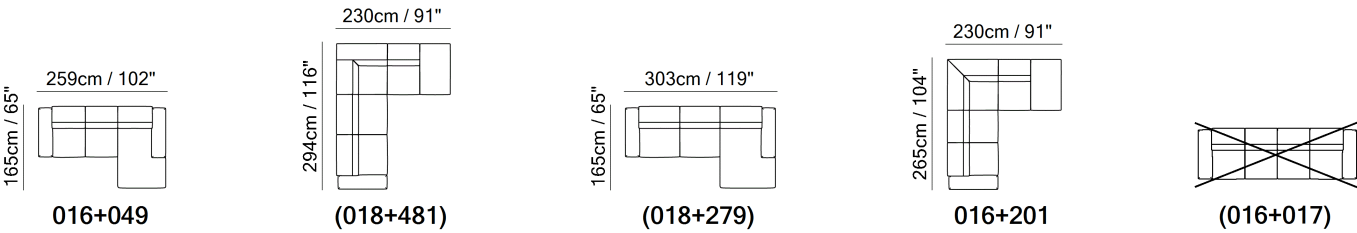


■ Vers. 016+049







SCHEMATICS



COMPOSITION EXAMPLES



## TECHNICAL INFORMATION

	COVERING	Leather <input checked="" type="checkbox"/>	Soft Cover <input checked="" type="checkbox"/>			
	LEGS	Wood <input checked="" type="checkbox"/>	Metal <input type="checkbox"/>	Plastic <input type="checkbox"/>	Castors <input type="checkbox"/>	Upholstered <input type="checkbox"/>
	FILLING	Arms <input type="checkbox"/> Fiber <input checked="" type="checkbox"/> Foam <input type="checkbox"/> Feather/Fiber Mix <input type="checkbox"/> Feather	Seat cushion <input type="checkbox"/> Fiber <input checked="" type="checkbox"/> Foam <input type="checkbox"/> Feather/Fiber Mix <input type="checkbox"/> Feather	Back cushion <input type="checkbox"/> Fiber <input checked="" type="checkbox"/> Foam <input type="checkbox"/> Feather/Fiber Mix <input type="checkbox"/> Feather		
	COMFORT	Standard Comfort <input checked="" type="checkbox"/>	Firm Comfort <input type="checkbox"/>			
	FUNCTION	Bed <input type="checkbox"/>	Electric motion <input type="checkbox"/>	Motion <input type="checkbox"/>	Recliner <input type="checkbox"/>	Sliding <input type="checkbox"/>
	OPTIONS	Nails <input type="checkbox"/>	Removable <input type="checkbox"/>	Contrast Stitching <input type="checkbox"/>		

## NOTES

- Designed by Natuzzi Design Center.
- A sophisticated design, boasting soft shapes and adjustable headrests for superb comfort without compromising style.
- Borghese's open base comes in either wood or metal and is a sofa feature that together with the detailed stitching on the arm, will make it the standout star of the room.
- Model is not available with article Misterbianco (cat. 30).
- Adjustable headrest on all versions.
- Versions 200/201 have one adjustable headrest on the terminal back
- Second option versions 480/481 have 2 adjustable headrests on the left and right terminal backs
- Second option versions of chaise longue (277/279) are wider in respect to standard (047/049).
- 016+017 and 018+019 configurations are not available.
- Seat cushion includes a layer of memory foam, a pressure-sensitive soft polyurethane, that recovers its form completely thus giving great comfort.
- Tight Seat Cushion (the seat cushions of the models are fixed to the frame)
- Tight Back Cushion (the back cushions of the models are fixed to the frame)
- With Leather Side (the sectional pieces come with leather sides)
- Internal wooden frame.
- Feet requires assembling. Feet will be in a bag inside the package.
- Model available with metal base to order as V826.

## NOTES

---

- Feet available in wood finishing 18 (Wengè)
- Feet height 16,0 cm



■ Vers. 047+017

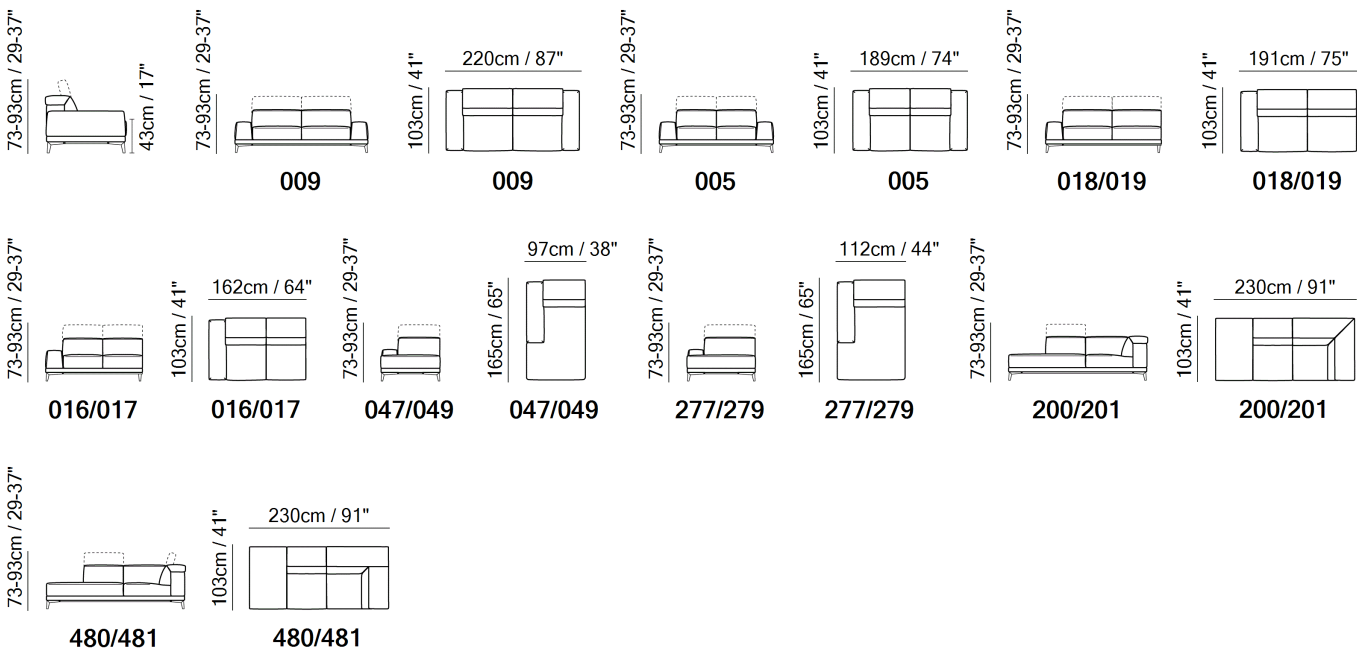


■ Vers. 047+017

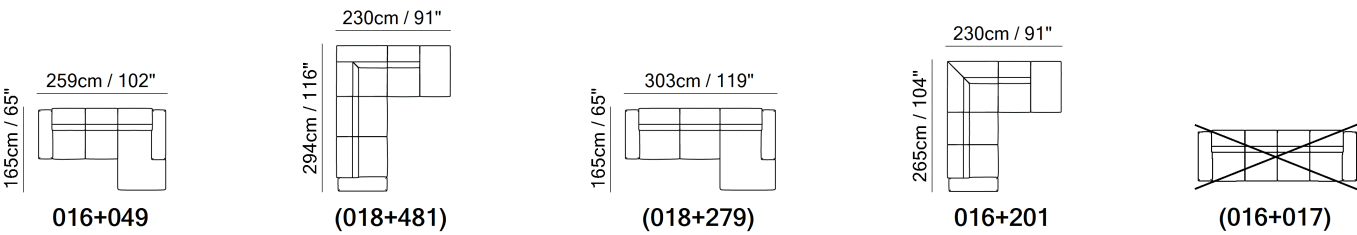


■ Vers. 047+017







SCHEMATICS



COMPOSITION EXAMPLES



## TECHNICAL INFORMATION

	<b>COVERING</b>	Leather <input checked="" type="checkbox"/>	Soft Cover <input checked="" type="checkbox"/>			
	<b>LEGS</b>	Castors <input type="checkbox"/>	Upholstered <input type="checkbox"/>	Wood <input type="checkbox"/>	Metal <input checked="" type="checkbox"/>	Plastic <input type="checkbox"/>
	<b>FILLING</b>	Arms <input type="checkbox"/> Fiber <input checked="" type="checkbox"/> Foam <input type="checkbox"/> Feather/Fiber Mix <input type="checkbox"/> Feather	Seat cushion <input type="checkbox"/> Fiber <input checked="" type="checkbox"/> Foam <input type="checkbox"/> Feather/Fiber Mix <input type="checkbox"/> Feather	Back cushion <input type="checkbox"/> Fiber <input checked="" type="checkbox"/> Foam <input type="checkbox"/> Feather/Fiber Mix <input type="checkbox"/> Feather		
	<b>COMFORT</b>	Standard Comfort <input checked="" type="checkbox"/>	Firm Comfort <input type="checkbox"/>			
	<b>FUNCTION</b>	Bed <input type="checkbox"/>	Electric motion <input type="checkbox"/>	Motion <input type="checkbox"/>	Recliner <input type="checkbox"/>	Sliding <input type="checkbox"/>
	<b>OPTIONS</b>	Nails <input type="checkbox"/>	Removable <input type="checkbox"/>	Contrast Stitching <input type="checkbox"/>		

## NOTES

- A sophisticated design, boasting soft shapes and adjustable headrests for superb comfort without compromising style.
- Model is not available with article Misterbianco (cat. 30).
- Adjustable headrest on all versions.
- Versions 200/201 have one adjustable headrest on the terminal back
- Second option versions 480/481 have 2 adjustable headrests on the left and right terminal backs
- Second option versions of chaise longue (277/279) are wider in respect to standard (047/049).
- Seat cushion includes a layer of memory foam, a pressure-sensitive soft polyurethane, that recovers its form completely thus giving great comfort.
- Tight Seat Cushion (the seat cushions of the models are fixed to the frame)
- Tight Back Cushion (the back cushions of the models are fixed to the frame)
- With Leather Side (the sectional pieces come with leather sides)
- Internal wooden frame.
- Feet requires assembling. Feet will be in a bag inside the package.
- Model available with wooden base to order as 2826
- Metal base available in metal finishings 75 (Glazed Nickel) / 78 (Black Chrome)
- Feet height 16,0 cm

NOTES

---