



■ Vers. 066




■ Vers. 066










■ Vers. 066+014

SCHEMATICS

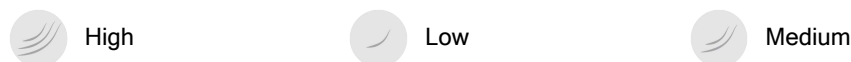


TECHNICAL INFORMATION

	COVERING	Leather <input checked="" type="checkbox"/>	Soft Cover <input checked="" type="checkbox"/>			
	LEGS	Wood <input type="checkbox"/>	Metal <input type="checkbox"/>	Plastic <input type="checkbox"/>	Castors <input type="checkbox"/>	Upholstered <input type="checkbox"/>
	FILLING	Arms <input type="checkbox"/> Fiber <input checked="" type="checkbox"/> Foam <input type="checkbox"/> Feather/Fiber Mix <input type="checkbox"/> Feather	Seat cushion <input type="checkbox"/> Fiber <input checked="" type="checkbox"/> Foam <input type="checkbox"/> Feather/Fiber Mix <input type="checkbox"/> Feather	Back cushion <input type="checkbox"/> Fiber <input checked="" type="checkbox"/> Foam <input type="checkbox"/> Feather/Fiber Mix <input type="checkbox"/> Feather		
	COMFORT	Standard Comfort <input checked="" type="checkbox"/>	Firm Comfort <input type="checkbox"/>			
	FUNCTION	Bed <input type="checkbox"/>	Electric motion <input type="checkbox"/>	Motion <input type="checkbox"/>	Recliner <input type="checkbox"/>	Sliding <input type="checkbox"/>
	OPTIONS	Nails <input type="checkbox"/>	Removable <input type="checkbox"/>	Contrast Stitching <input type="checkbox"/>		
	WRINKLES & VISUAL APPEARANCE	Low <input checked="" type="checkbox"/>	Medium <input type="checkbox"/>	High <input type="checkbox"/>		

WRINKLES & VISUAL APPEARANCE

The product may reveal various wrinkles due to the combination of Elasticity of the covering, characteristics of the interior construction and the design of the product.



Products with Visual Appearance listed as High or Medium would require higher degree of care, where seats and back cushions may require fluffing and plumping more often than Products with Visual Appearance listed as Low.

NOTES

- Model is not available with article Misterbianco (cat. 30).
- Internal metal tubular reinforcement drowned in the molded foam polyurethane that guarantees the round shapes, comfort and resistance over time.

The part below the seat is in structural polyurethane, while the remaining parts are in molded foam.

- All the components of the armchair are interconnected by visible metal tubes in gold satin finish subjected to a polishing and powder painting process.

The special painting represents a protective and decorative coating that guarantees a high resistance to scratching and an exceptional durability and ease of cleaning.

- Rocker and swivel function:
Both the armchair and the footrest have the swivel base.
The rocker function, instead, is guaranteed by a tilt mechanism that is activated by a lever placed under the seat.
This mechanism allows to recline the backrest and the seat.
- Metal feet finishing: GOLD.

NOTES
